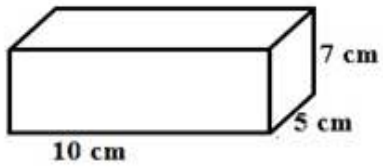


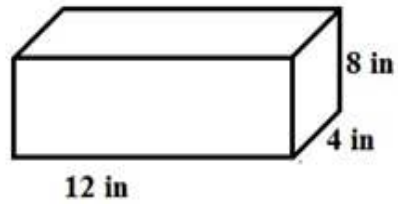
Surface Area of Rectangular Prisms

worksheet 3

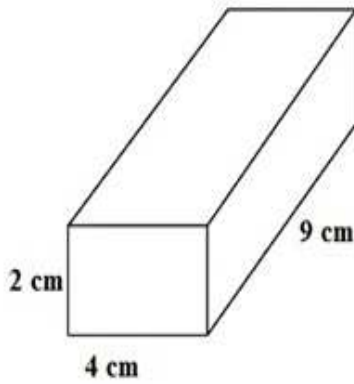
Find the surface area of each rectangular prism.



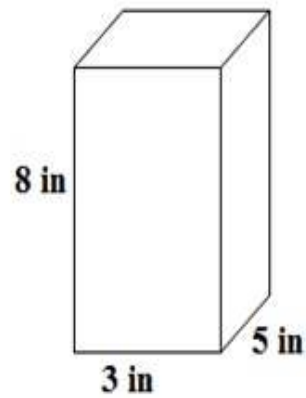
surface area = _____



surface area = _____




surface area = _____




surface area = _____

Surface Area of Rectangular Prisms

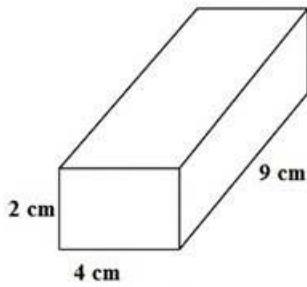
worksheet 3



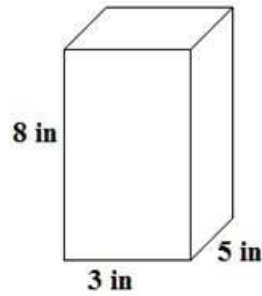
surface area = 350 sq. cm



surface area = 352 sq. cm



surface area = 168 sq. cm



surface area = 158 sq. cm